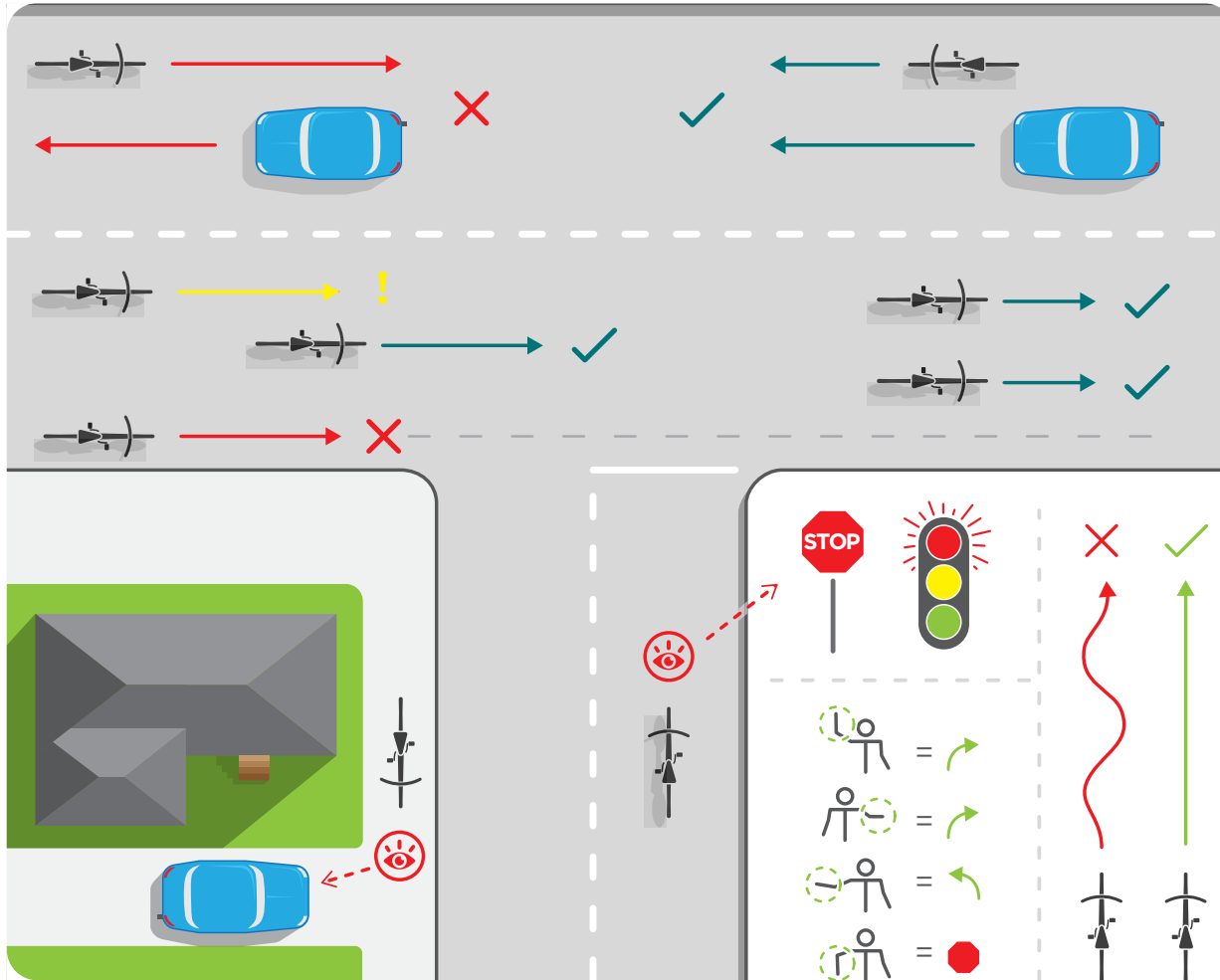


# LOOK.SEE.SAVE.

# SAFE WALKING INFORMATION



## MAKE EYE CONTACT

Eye contact helps all people commuting see each other and saves lives.

## BE PREDICTABLE

Make your intentions clear to everyone on the road and ride in a straight line.

## FOLLOW THE LAW

Cyclists have the same rights and responsibilities as drivers.

## TAKE UP THE LANE

The law states bicycles can take up the whole lane. It is the safest place to ride.


## THINK AHEAD

Try to anticipate what other people sharing the road will do next.



**DID YOU SEE ME?** | We challenge every person who uses the road to **Look, See, and Save** lives by focusing on the people around them. Everyone deserves to arrive where they are headed safely.


## ABC (AIR, BRAKES, CHAIN) CHECKLIST



Make sure the air in your tires is inflated to the "PSI" printed on the tire side wall. If you don't have a gauge, squeeze the sidewall with your fingers and inflate until firm.

### CHECK YOUR BRAKES

Your brakes should close on the wheel hard and evenly when you pull on the brake lever. If your brake levers hit your handlebars when you squeeze them, you should adjust your brakes.



### CHECK YOUR CHAIN

You should lube your chain 1 in every 10 rides, or once a month, whichever comes first. Your chain should also be snug and not bounce up and down too much as you ride.



### USE A HELMET

Wear a helmet and follow the 2 finger rule: 2 fingers from the helmet to your eyebrows, and 2 fingers between your chin and the strap.



### LOCK IT UP

An unlocked bike is a free bike for someone else. Lock your bike up every time you park it and take your personal items with you.



### LIGHT IT UP

It is the law to use a headlight and rear reflector if you ride at night. Using a rear flashing light can help people see you even better.



### WEAR BRIGHT CLOTHES

Wear bright colors at any time of day or night. A reflective vest or reflective gear will make you more visible to other road users.

